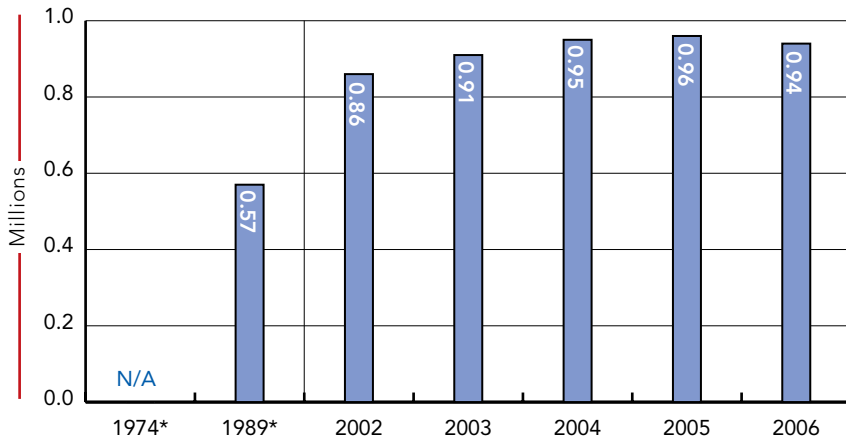
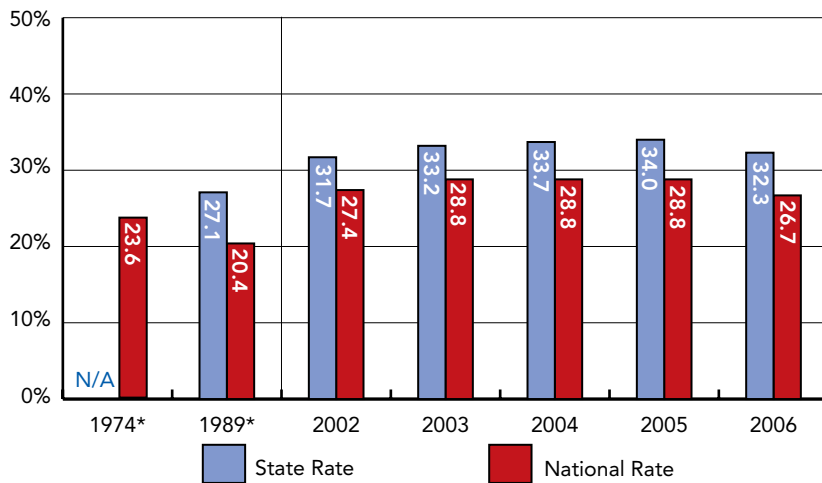


# OREGON

## Volunteers in Oregon



## Oregon Volunteer Rate



## Trends and Highlights

- In 2006, 940,000 Oregon volunteers dedicated 136.5 million hours of service.
- Oregon had the sixth-highest number of volunteer service hours per capita in the nation.
- Oregon was one of only five states that experienced an increase in the percent of volunteers serving with a hospital or other health organization between 1989 and 2006.
- Oregon was one of 17 states in the nation in which providing professional services was one of the top four activities for volunteers.
- In addition to the 940,000 Oregon volunteers in 2006, almost 105,000 people participated informally by working with their neighbors to improve the community.
- Overall, 38.5% of people in Oregon engaged in civic life by volunteering, working with their neighbors, or attending public meetings.
- Oregon ranked eighth in the nation on the Civic Life Index with a score of 116.7.

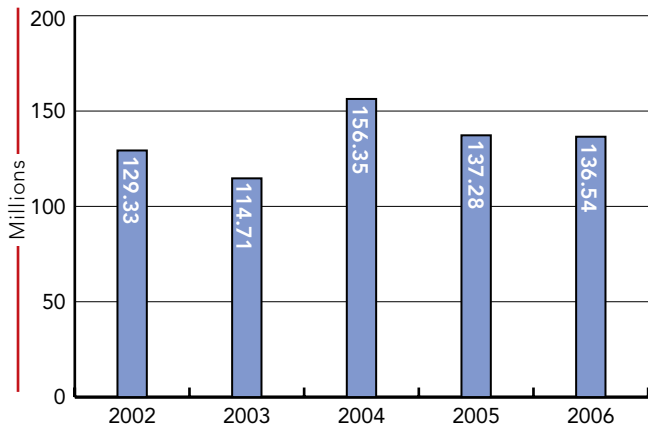
\* For more detailed state-level information on volunteering and civic life, go to [www.nationalservice.gov](http://www.nationalservice.gov)

## Oregon Volunteering by Age and Gender

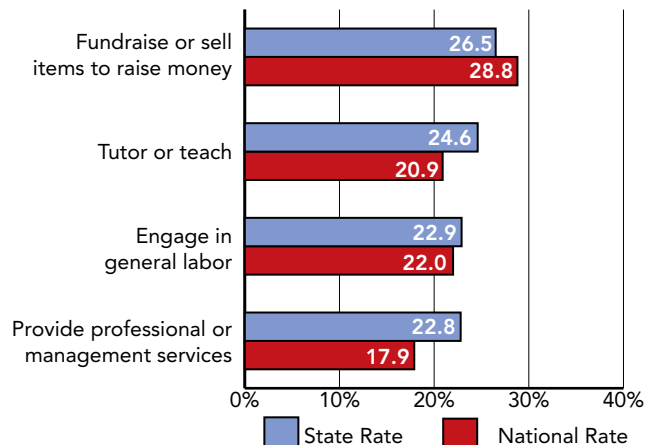
AGE	MEDIAN HOURS	STATE RATE	NATIONAL RATE	CATEGORY	MEDIAN HOURS	STATE RATE	NATIONAL RATE
16 - 24 years	30	26.2%	23.4%	Age Group			
25 - 34 years	48	27.3%	24.7%	College Students	48	32.5%	29.6%
35 - 44 years	66	41.9%	33.3%	Baby Boomers	56	36.4%	32.2%
45 - 54 years	52	36.5%	32.2%	Gender			
55 - 64 years	72	35.8%	29.3%	Male	52	27.6%	24.3%
65+ years	112	31.2%	24.4%	Female	60	38.8%	31.6%



## Total Hours Volunteered Per Year

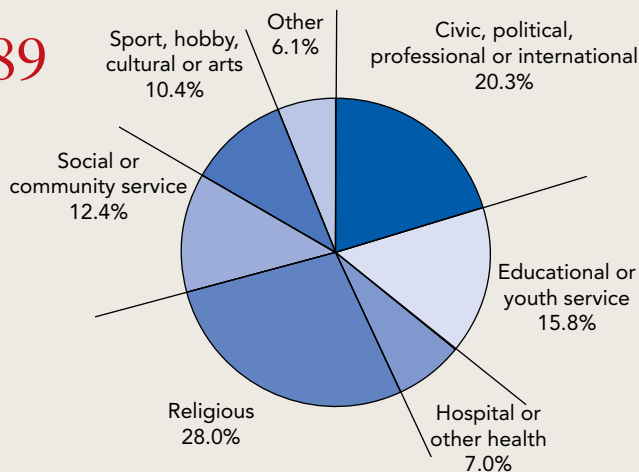


## Activities

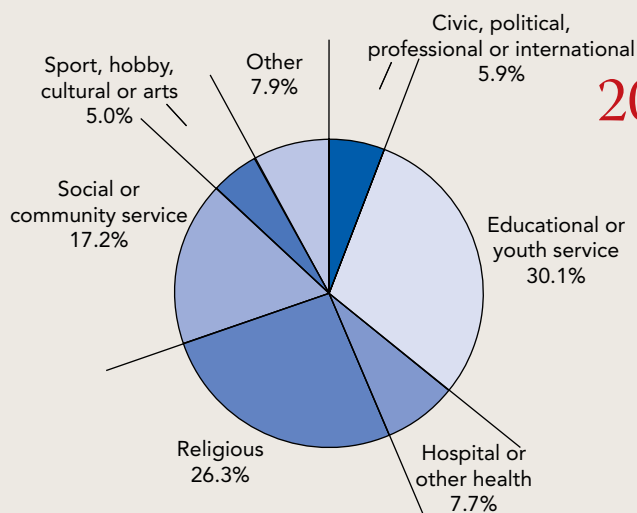


## Where Do People in Oregon Volunteer?

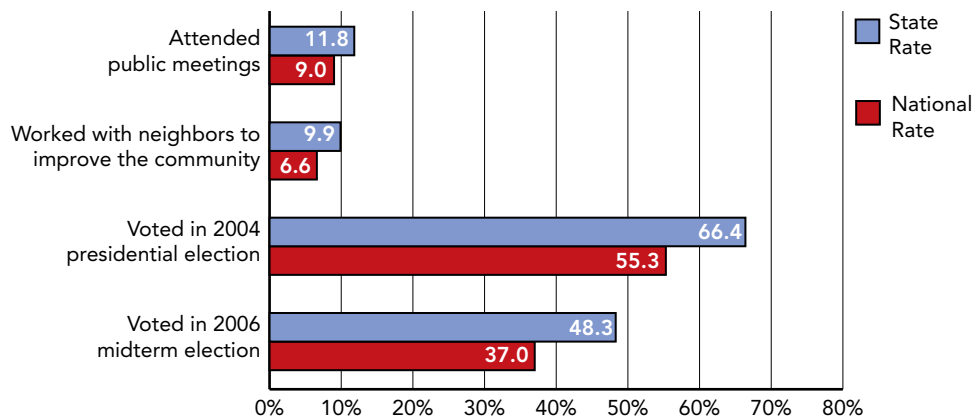
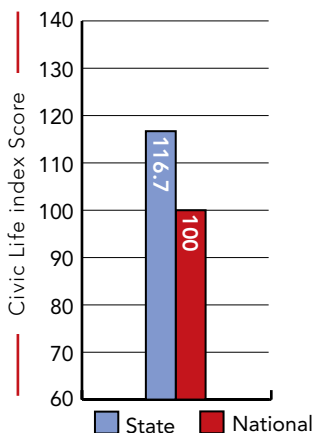
1989



2006



## How Civically Engaged Is Oregon?



The Civic Life Index includes 12 indicators. For more information, go to [www.nationalservice.gov](http://www.nationalservice.gov).